



STATE OF
NEBRASKA
JUDICIAL BRANCH

Adult Probation Services
Division

Problem-Solving Courts Quarterly Report:

Date Range:

Oct 1 - Dec 31, 2025

(unless noted)

Race	Adults	Youth
American Indian or Alaskan Native	31 (4%)	-
Asian or Pacific Islander	8 (1%)	-
Black	121 (14%)	-
Other	70 (8%)	2 (40%)
White	617 (73%)	3 (60%)
Total	847	5

Current Population

Dec 31, 2025

In Referral
Adults: 143
Youth: 0

In Program
Adults: 847
Youth: 5

\$13.71 / day

FY24 Average Supervision Cost

Ethnicity	Adults	Youth
Hispanic Origin	114 (13%)	1 (20%)
Not of Hispanic Origin	733 (87%)	4 (80%)
Unknown	-	-
Total	847	5

22,650

Adult Drug Tests Collected

Oct - Dec 2025



43

Youth Drug Tests Collected

Access to Behavioral/Mental Health Services (Q4 2025)

Adult:

254 individuals accessed financial assistance service dollars using 446 vouchers.

Total voucher amount:
\$ 575,814.25

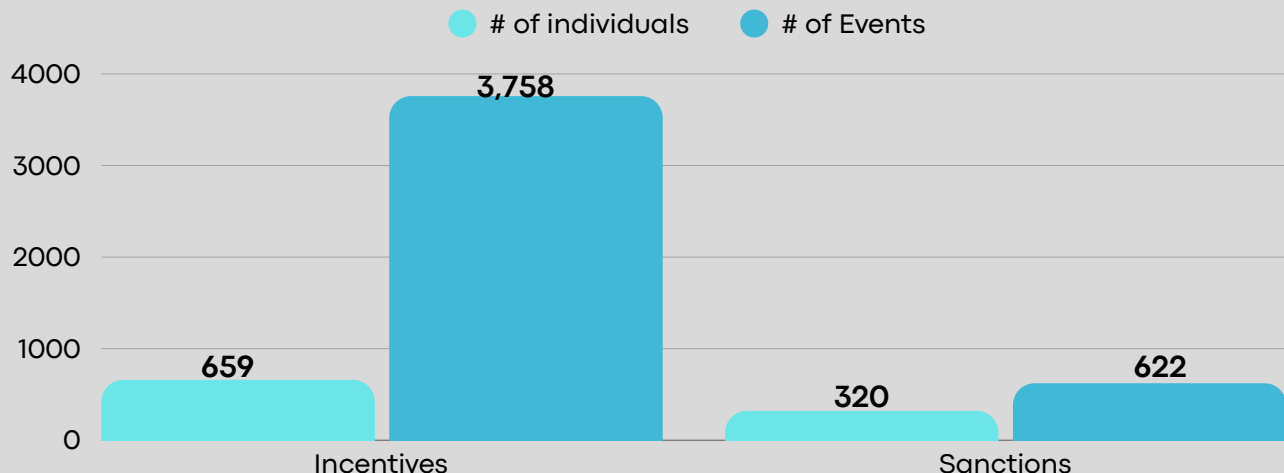


Youth:

15 individuals accessed financial assistance service dollars using 21 vouchers.

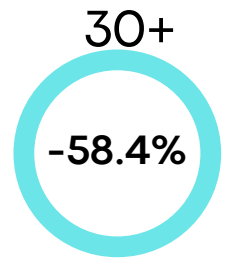
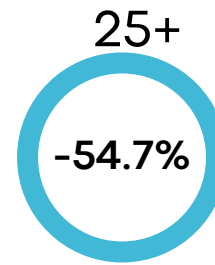
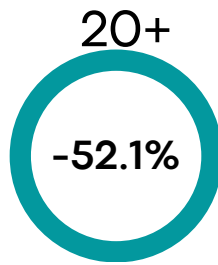
Total voucher amount:
\$ 13,053.25

Incentives & Sanctions

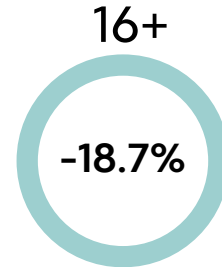


PSC Risk Reduction

Initial Risk score on 1st LS/CMI and **decrease** in the average LS/CMI score between a graduated adult's first and last assessment.



Initial Risk score on 1st YLS/CMI and **decrease** in the average YLS/CMI score between a graduated youth's first and last assessment.



69% of individuals graduated
(Oct - Dec 2025)

Successful Completions

Every successful PSC completion is one more productive and contributing member of their community.

Discharges

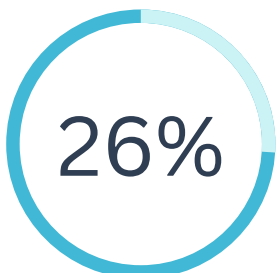
Discharged: 3%

Graduated: 69%

Terminated: 19%

Voluntary
Withdrawal: 9%

Statewide Recidivism Rate - Adult Only



of individuals who were successfully released from Problem-Solving Court, were found responsible for another qualifying offense within 3 years of their release. This current recidivism rate is reported as of Dec 31, 2025.