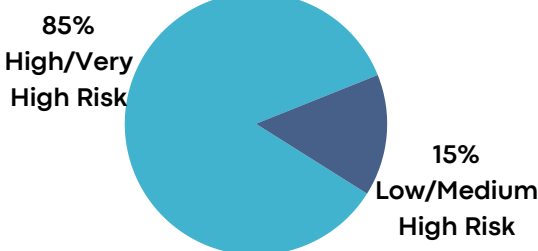




1,225

Current Community Supervision

(Dec 31, 2025)



Average LS/CMI Score
for PRS

25.1

9%

of the total Adult Probation population are PRS adults.

22%

of PRS are currently in an administrative status with an active warrant. (N=260)

2%

of PRS are currently in Abscond classification without an issued warrant. (N=27)

\$14.90 /day

AI Population Average
Supervision Cost (FY23)

Ethnicity

of Probationers

Hispanic Origin

175

Not of Hispanic Origin

1050

Race

of Probationers

American Indian or
Alaskan Native

67 (5%)

Asian or Pacific Islander

13 (1%)

Black

272 (22%)

Other

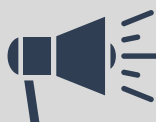
135 (11%)

White

738 (60%)

70

Presentence
Investigations
Ordered



A court ordered investigation provides information to the court for conditions of post-release supervision related to identified risk and needs.

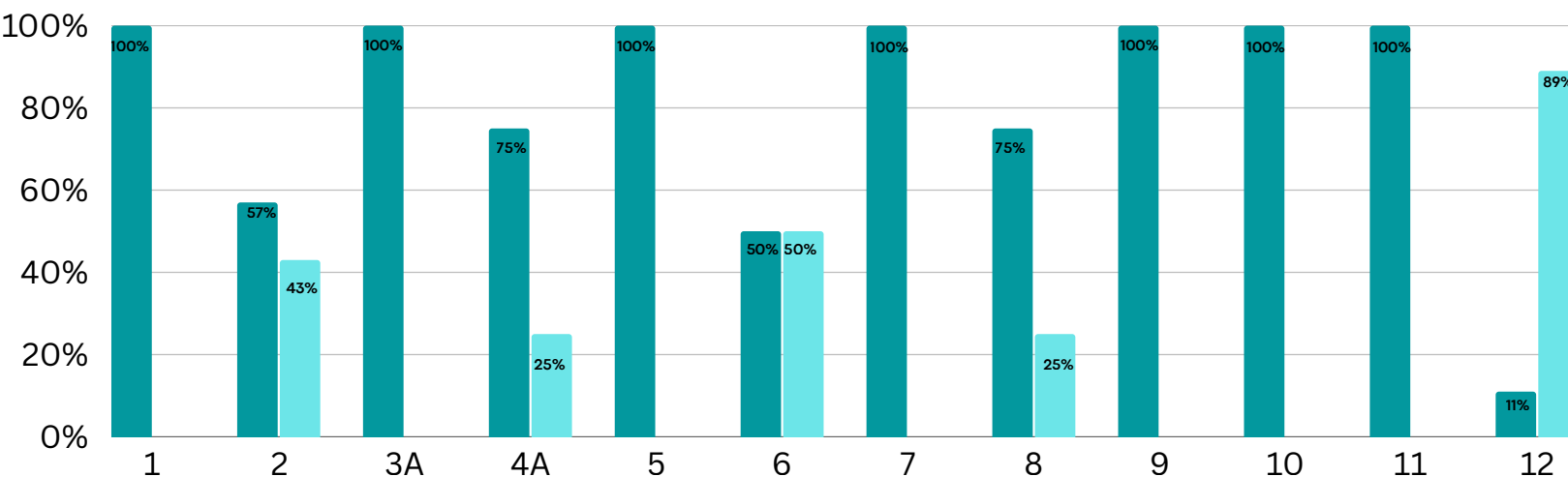
Oct - Dec 2025

12,687

Drug Tests Collected
911
Individuals tested

PRS - % Presentence Investigations by District

Investigation No Investigation



5%

of custodial sanctions
(N=5) had a court hearing

465

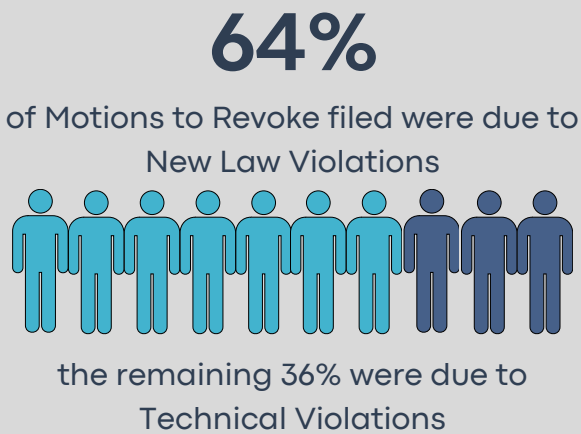
of Administrative Sanctions
for PRS individuals

10.7%

of the total Department of
Corrections population (N=622)
are PRS individuals
(as of Dec 31, 2025)

Access to Behavioral Health Services & Transitional Living (Q4 2025)

	Number of Individuals Served	Number of Vouchers	Dollars spent this Quarter
Transitional Living	152	287	\$514,848.00
Adult Treatment	42	53	\$58,181.00
Adult Evaluation	93	96	\$38,997.00



67%
of PRS cases are
Not Revoked

Completed: 41%
Unsatisfactory: 22%
Revoked: 33%
Other: 4%

Completed includes completion of probation and early release. Other includes death, district override, problem-solving court.

