



STATE OF
NEBRASKA
JUDICIAL BRANCH

Juvenile Probation
Services Division

Juvenile Probation
Quarterly Outcome Report

Date Range:

Oct 1 - Dec 31, 2025

(unless noted)

Current Population

*population includes pre-disposition.
(Dec 31, 2025)



Male: 1,778
Delinquent: 1,535
Status: 243



Female: 823
Delinquent: 565
Status: 258

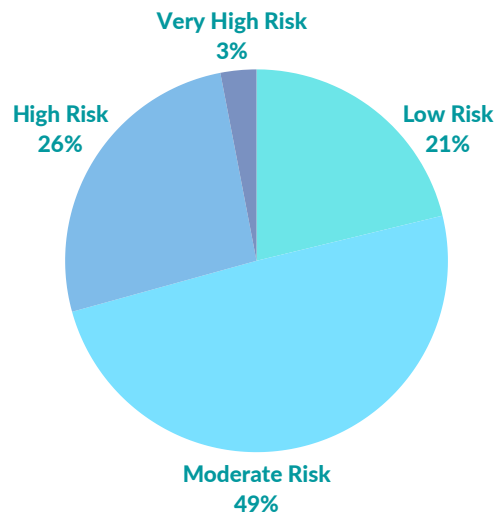
\$35.21 / day

FY24 Average Supervision Cost

2,601

Current Population

*population includes pre-disposition.
(Dec 31, 2025)



Ethnicity

of Juveniles

Hispanic Origin

715

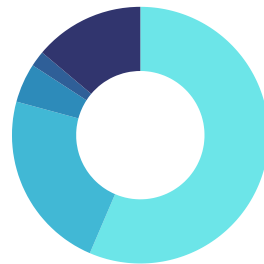
Not of Hispanic
Origin

1,886

Total

2,601

White: 57%
Black: 23%
American Indian or
Alaskan Native: 5%
Asian or Pacific
Islander: 2%
Other: 14%



1

Maintain detention for only those youth who pose a significant risk to the community or risk to flee the jurisdiction of the court.


48%

of youth, who were
detained, met the
criteria on the detention
screening instrument.

Detention Screenings Conducted



345



of youth screened were
released home or to an
alternative.

2

A higher percentage of youth will be involved in pro-social activities including school and employment.



70%

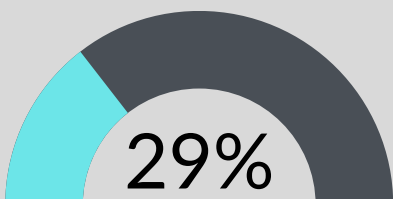
of youth that were discharged in the last 3 months reduced their risk in the education and employment domain. The discharged youth were initially placed on probation with a high YLS/CMI score for education and employment and have reduced their risk related to those key areas by the end of the probation term.



3

An increase in status youth who are diverted from the juvenile justice system or who receive a decreased term of probation supervision.

Status youth spend 29% less time on probation than delinquent youth.



13.7

Months
Delinquent



10.3

Months
Status

4

Increase use of community-based services while reducing use of out-of-home placements..



72%

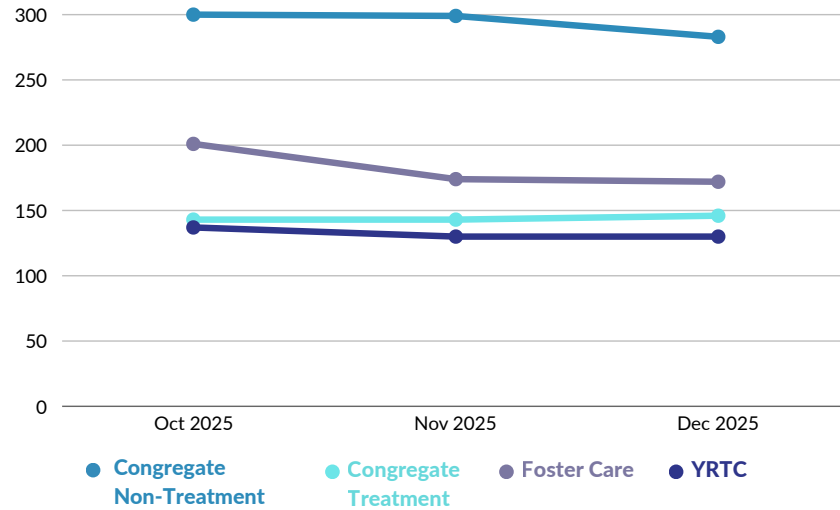
of youth are supervised while at home. The remaining 28% are supervised in out-of-home placements, on Dec 31, 2025.

In the last 3 months

-1,036 youth have accessed funds for **Community-Based Non-Treatment** services

-431 youth have accessed funds for **Community-Based Treatment** services.

Out-of-Home Placements



5

Youth involved in the juvenile justice system will receive targeted supervision and services that reduce post-program recidivism.

Investigations Ordered



620

Drug Tests Collected

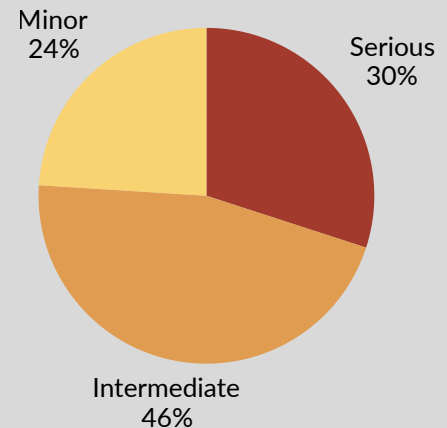


7,017

3,215

GRADUATED
RESPONSE
INCENTIVES

Graduated Response Sanctions



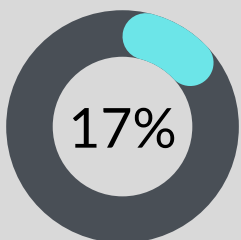
56%

of all youth released from Probation saw a **decrease** in the overall risk score.

76%

of youth were **successfully** released from Probation.

Statewide Recidivism Rate



of youth that were successfully discharged from Probation, were found responsible for a subsequent qualifying adjudication within one year of their release. This current recidivism rate is reported as of Dec 31, 2025.

Recidivism by Risk Level

As predicted by the validated risk assessment tool, Youth Level of Risk/Case Management Inventory (YLS/CMI), the total population of low risk youth who discharged successfully between Dec 31, 2023 and Dec 31, 2024 recidivated at a lower rate than the total population of moderate or high risk youth.

