



Date Range:

Jan 1 - Mar 31, 2026

(unless noted)

Race	Adults	Youth
American Indian or Alaskan Native	30 (4%)	-
Asian or Pacific Islander	9 (1%)	-
Black	129 (15%)	-
Other	71 (8%)	2 (33%)
White	603 (72%)	4 (67%)
Total	842	6

Current Population

Mar 31, 2026

In Referral

Adults: 139

Youth: 0

In Program

Adults: 842

Youth: 6

\$13.71 / day

FY24 Average Supervision Cost

Ethnicity	Adults	Youth
Hispanic Origin	112 (13%)	1 (17%)
Not of Hispanic Origin	730 (87%)	5 (83%)
Unknown	-	-
Total	842	6

22,229

Adult Drug Tests Collected

Jan - Mar 2026



73

Youth Drug Tests Collected

Access to Behavioral/Mental Health Services (Q1 2026)

Adult:

228 individuals accessed financial assistance service dollars using 382 vouchers.

Total voucher amount:
\$ 456,761.50

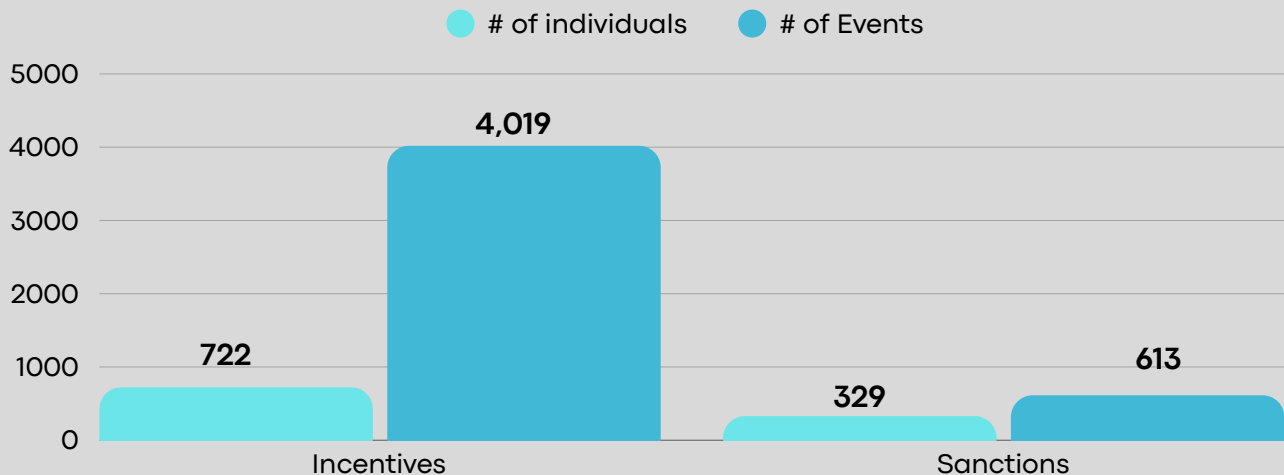


Youth:

17 individuals accessed financial assistance service dollars using 18 vouchers.

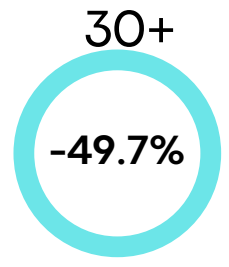
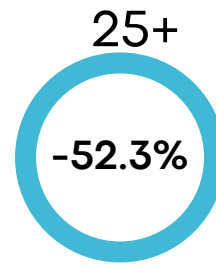
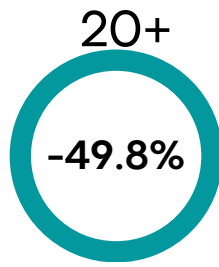
Total voucher amount:
\$ 11,608.75

Incentives & Sanctions

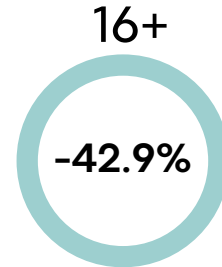


PSC Risk Reduction

Initial Risk score on 1st LS/CMI and **decrease** in the average LS/CMI score between a graduated adult's first and last assessment.



Initial Risk score on 1st YLS/CMI and **decrease** in the average YLS/CMI score between a graduated youth's first and last assessment.



55% of individuals graduated
(Jan - Mar 2026)

Successful Completions

Every successful PSC completion is one more productive and contributing member of their community.

Discharges

Discharged: 3%

Graduated: 55%

Terminated: 25%

Voluntary
Withdrawal: 17%

Statewide Recidivism Rate - Adult Only

25%

of individuals who were successfully released from Problem-Solving Court, were found responsible for another qualifying offense within 3 years of their release. This current recidivism rate is reported as of Mar 31, 2026.