

District Courts

Weighted Caseload Report



Fiscal Year 2025

July 1, 2024, to
June 30, 2025

Table of Contents

Introduction	1
State Map – Nebraska District Court Judicial Need	2
1st Judicial District	3
2nd Judicial District	4
3rd Judicial District.....	5
4th Judicial District.....	6
5th Judicial District.....	7
6th Judicial District.....	8
7th Judicial District.....	9
8th Judicial District.....	10
9th Judicial District.....	11
10th Judicial District.....	12
11th Judicial District.....	13
12th Judicial District.....	14
Court Case Type Categories and Weights - Appendix.....	15

Weighted Caseload Report

Nebraska District Courts Weighted Caseload Report

Nebraska has a district court in each of its 93 counties, organized into 12 Judicial Districts. Pursuant to Neb. Rev. Stat. § 24-301.02, the Legislature determines the number of district court judges who serve in each judicial district, and the geographic boundaries of each judicial district. An objective assessment of judicial workload allows informed decisions about district boundaries and the number of judges needed to timely resolve the cases in each judicial district.

To assist in evaluating judicial workloads, Neb. Rev. Stat. § 24-1007(1) requires the Nebraska Administrative Office of the Courts and Probation (AOCB) to compile judicial workload statistics based on caseloads weighted by category of case. These weighted caseload statistics are used by the Judicial Branch, the Judicial Resources Commission, and the Legislature to evaluate judicial need, and guide decisions and recommendations on how best to allocate judicial resources across the state.

To ensure the validity, uniformity and accuracy of the AOCB's judicial workload statistics, a statewide judicial time study was conducted in 2019-2020 under the direction and leadership of the National Center for State Courts. For a full description of the judicial time study and the recommended weighting methodology and standards, see *Nebraska Judicial Workload Assessment Final Report* (October 2020) (this is noted on tables in this report with an asterisk) on the Nebraska Supreme Court Website. Because this Weighted Caseload Report uses the methodology and standards from the 2020 workload assessment, direct comparison to archived reports is not recommended.

Weighted caseload statistics approximate the number of judges a district needs to handle the current caseload based upon the calculations of a three-year rolling average of case filing data. Therefore, when weighted caseload statistics are examined in conjunction with other compelling and critical metrics, they provide a vital part of an objective and standardized assessment of judicial needs and the fair allocation of judicial resources across juvenile courts in the State of Nebraska.



Corey R. Steel

Nebraska State Court Administrator

Nebraska Supreme Court

Administrative Office of the Courts & Probation

Rm. 1211 State Capitol | P.O. Box 98910 | Lincoln, NE 68509

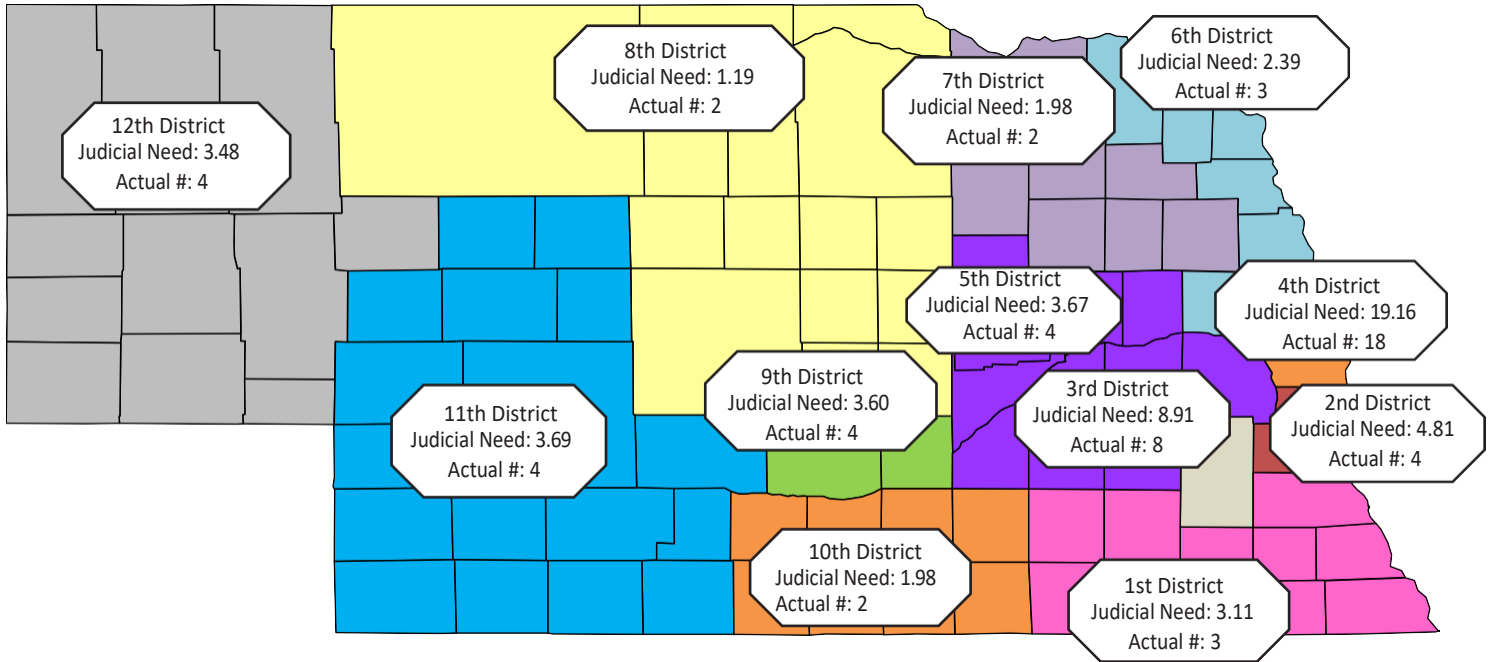
T 402.471.3730 | F 402.471.2197

www.supremecourt.nebraska.gov

Weighted Caseload Report

Nebraska District Court Judicial Needs

Fiscal Year 2025 (July 1, 2024 – June 30, 2025)



Note: Differences between the total District Court Need for Judges and the sum of individual counties is due to rounding to the nearest one-hundredth.

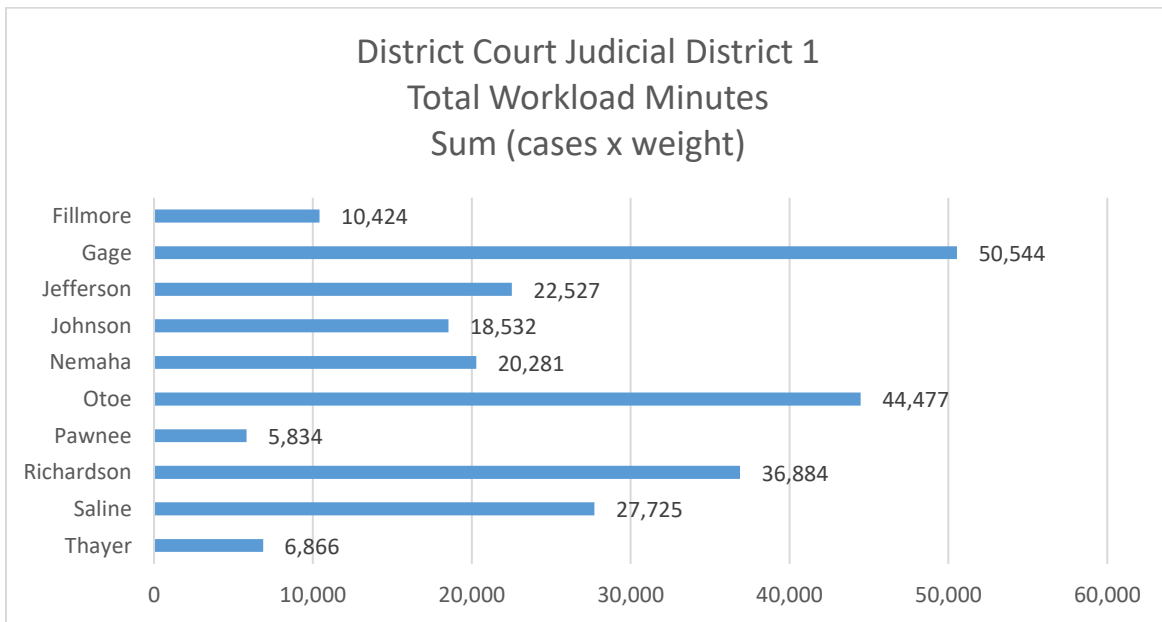
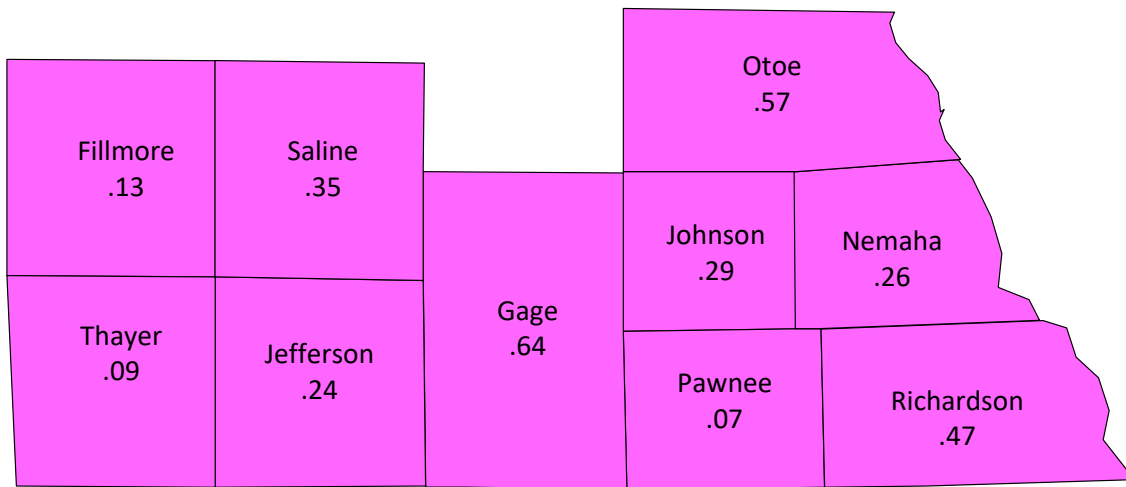
Weighted Caseload Report

1st Judicial District – District Court

District court need for judges: 3.11
 Current number of judges: 3
 Workload per judge: 1.04
 Predicted judicial resources need by county

Judges Serving the 1st District

Bargen
Schreiner
J. Smith

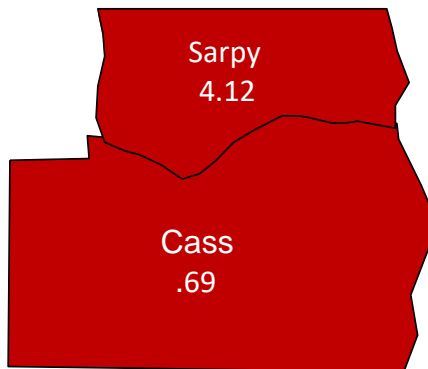


Weighted Caseload Report

2nd Judicial District – District Court

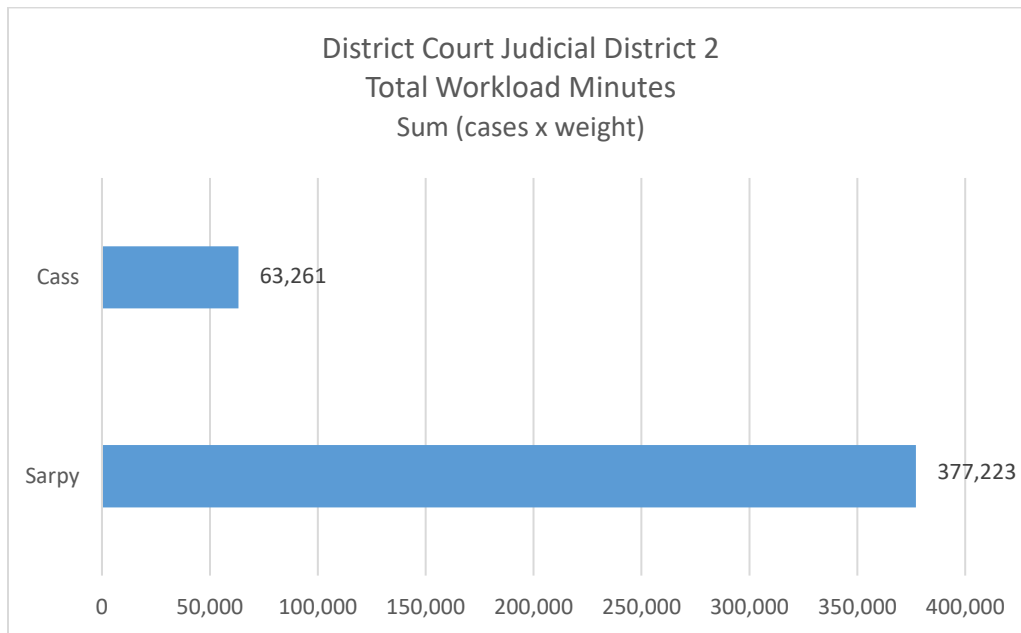
District court need for judges: 4.81
Current number of judges: 4
Workload per judge: 1.20

Predicted judicial resources need by county



Judges Serving the 2nd District

Cox
Martinez
M. Smith
Thompson

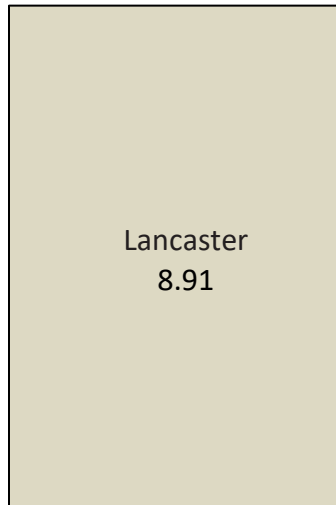


Weighted Caseload Report

3rd Judicial District – District Court

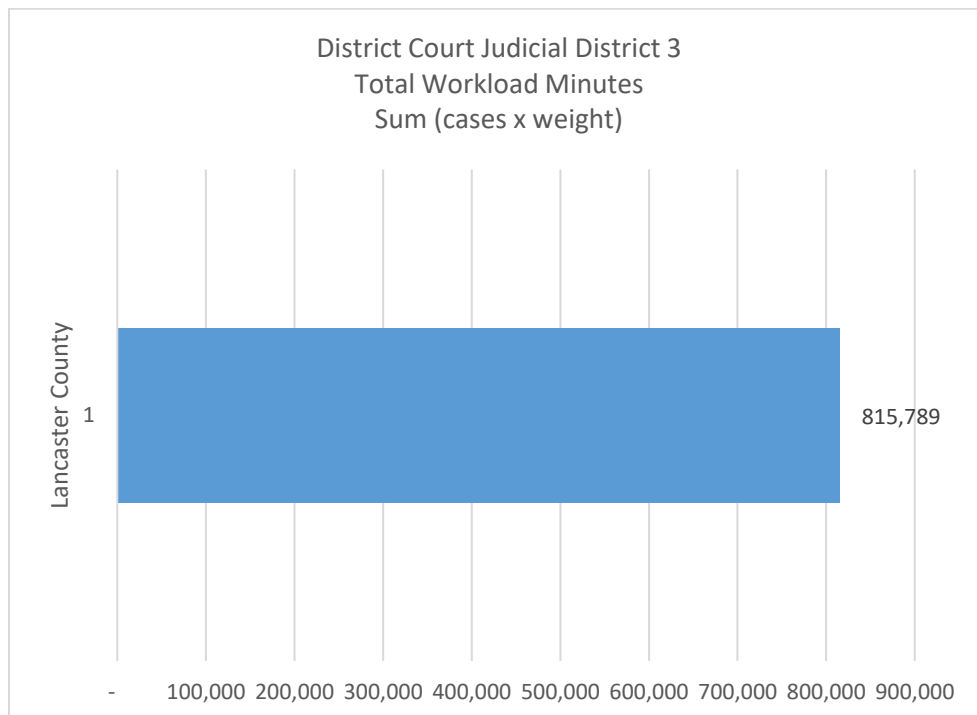
District court need for judges: 8.91
 Current number of judges: 8
 Workload per judge: 1.11

Predicted judicial resources need by county



Judges Serving the 3rd District

- Ideus**
- Jacobsen**
- Maret**
- McManaman**
- Mellor**
- Nelson**
- Post**
- Strong**

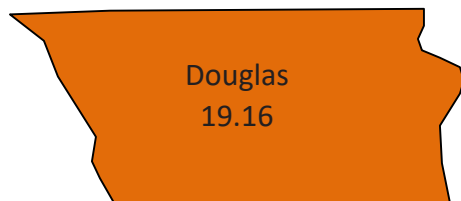


Weighted Caseload Report

4th Judicial District – District Court

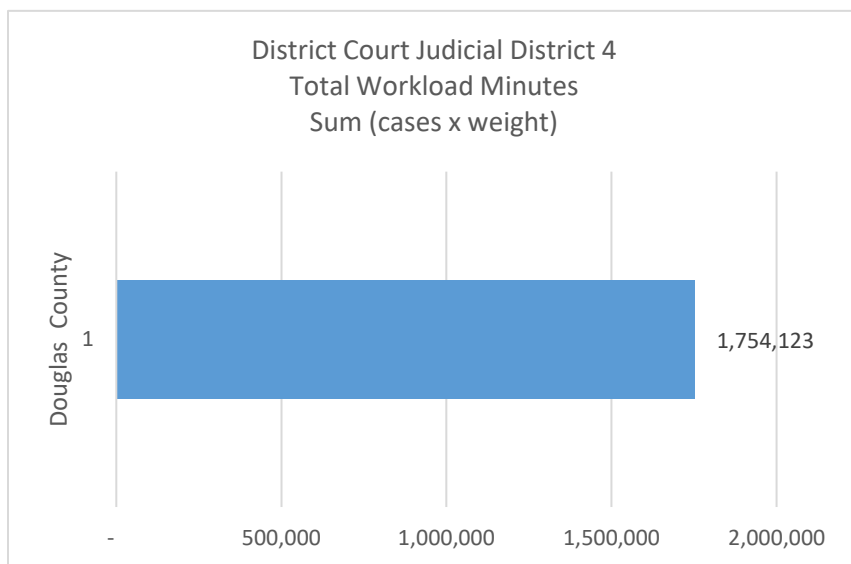
District court need for judges: 19.16
 Current number of judges: 18
 Workload per judge: 1.06

Predicted judicial resources need by county



Judges Serving the 4th District

- Alioth**
- Bataillon**
- Benson**
- T. Burns**
- Derr**
- Dougherty**
- Engleman**
- Keane**
- Lindberg (Bowie)**
- Lux**
- Masteller**
- Miller Pankonin**
- Polk**
- Vacant (Retelsdorf)**
- Srb**
- Stratman**
- Vaughn**
- Wheelock**

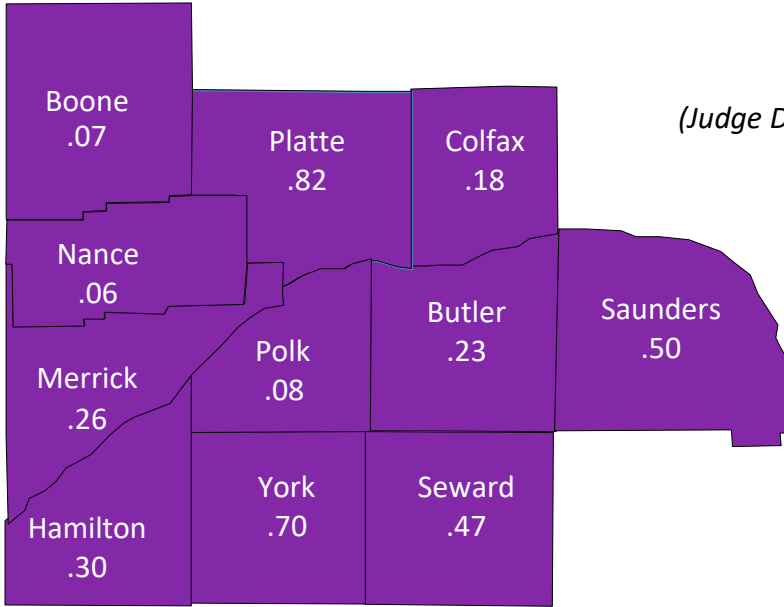


Weighted Caseload Report

5th Judicial District - District Court

District court need for judges: 3.67
 Current number of judges: 4
 Workload per judge: 0.92

Predicted judicial resources need by county

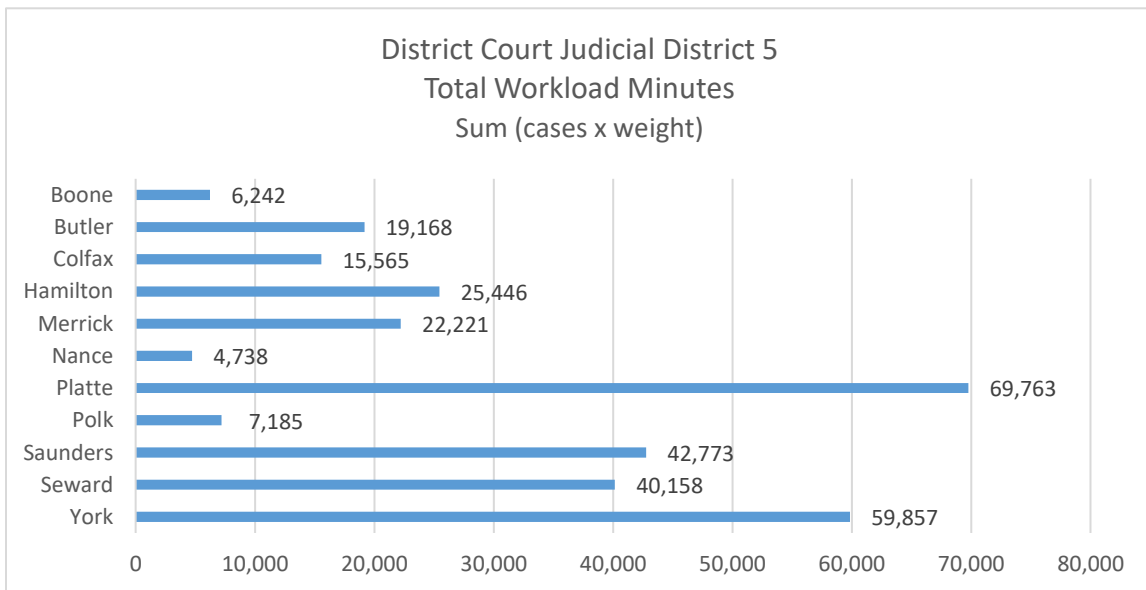


Judges Serving the 5th District

Vacant*

(Judge Doele was sworn in July 17th, 2025 – after caseloads were calculated)

Daugherty
Marroquin
Stecker



Weighted Caseload Report

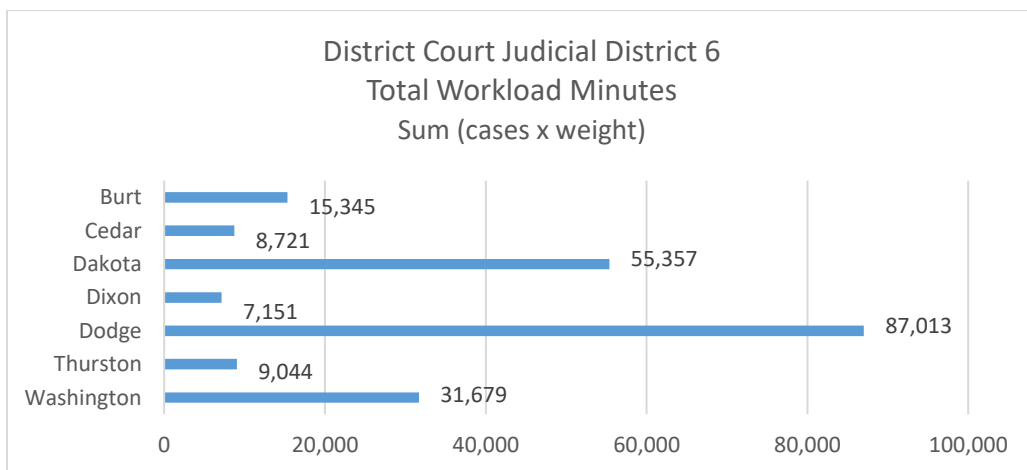
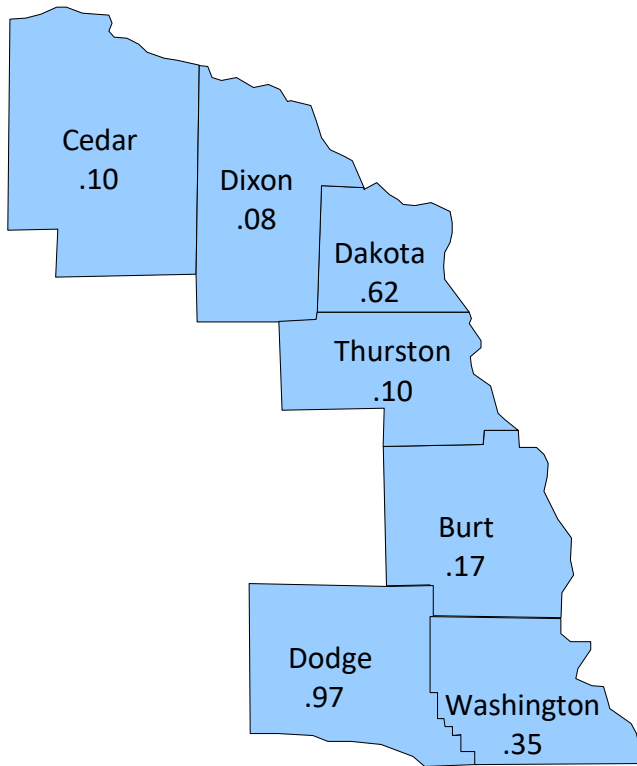
6th Judicial District – District Court

District court need for judges: 2.39
 Current number of judges: 3
 Workload per judge: 0.80

Predicted judicial resources need by county

Judges Serving the 6th District

Hall
Meisner
Blackman

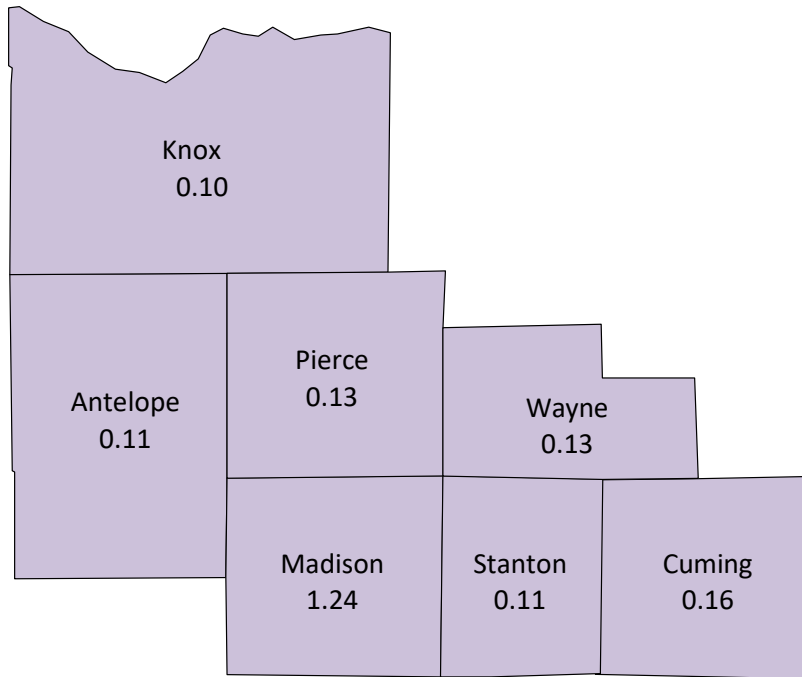


Weighted Caseload Report

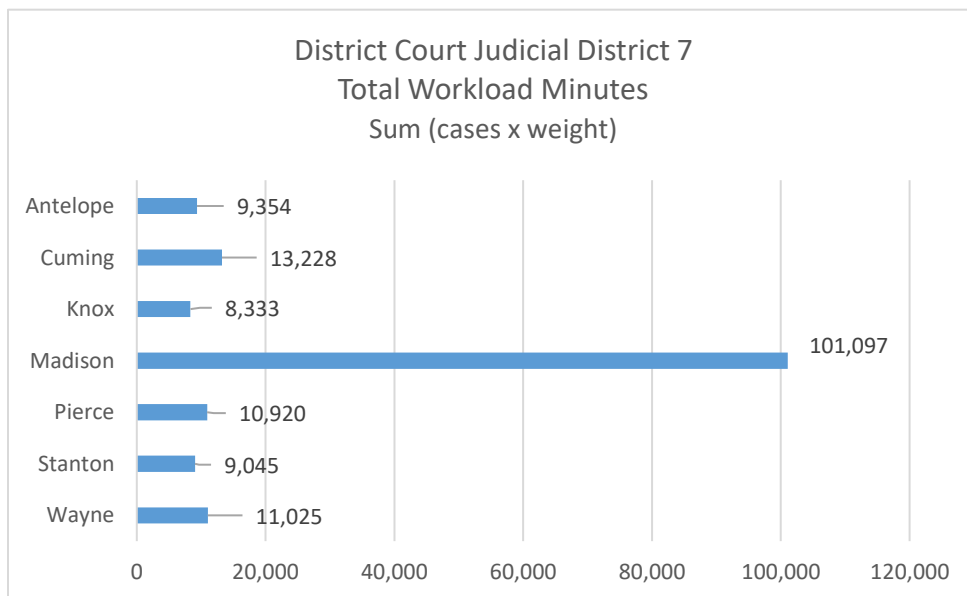
7th Judicial District – District Court

District court need for judges: 1.98
 Current number of judges: 2
 Workload per judge: 0.99

Predicted judicial resources need by county



Judges Serving the 7th District
Long (Johnson)
Kube



Weighted Caseload Report

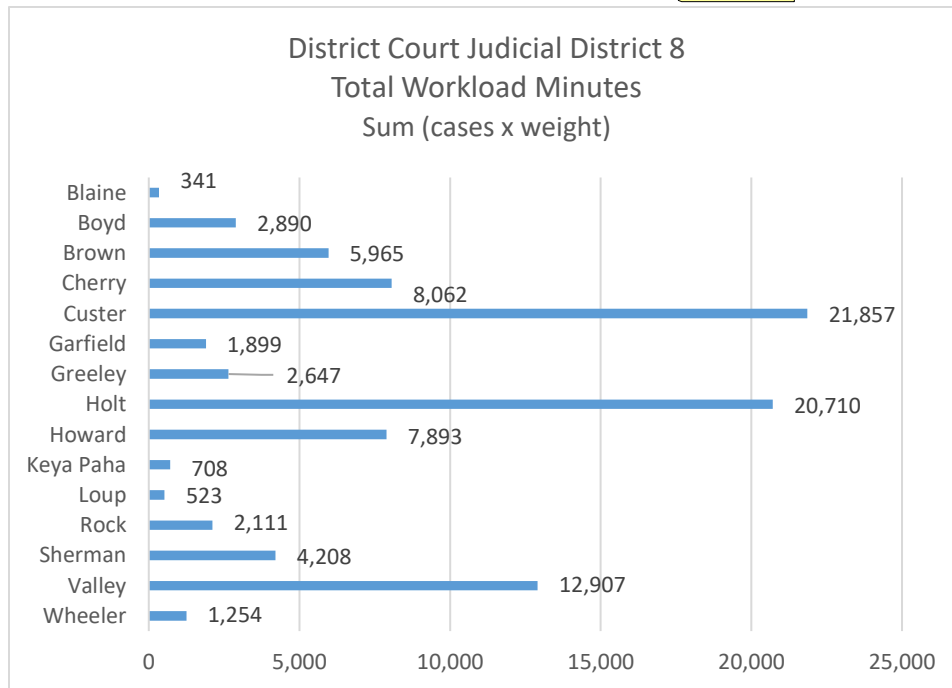
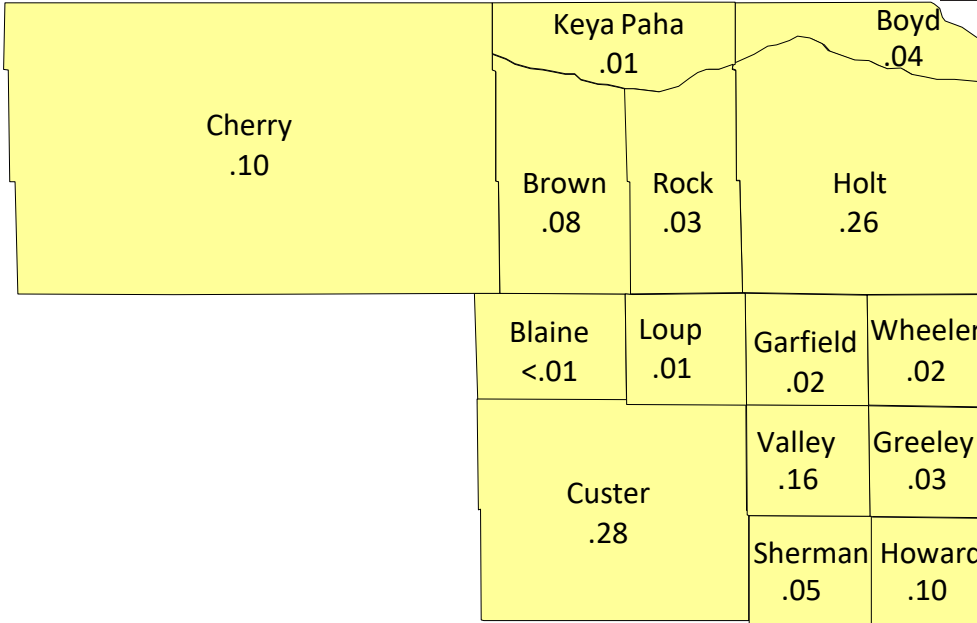
8th Judicial District – District Court

District court need for judges: 1.19
 Current number of judges: 2
 Workload per judge: 0.60

Predicted judicial resources need by county

Judges Serving the 8th District

Kozisek
Noakes



Weighted Caseload Report

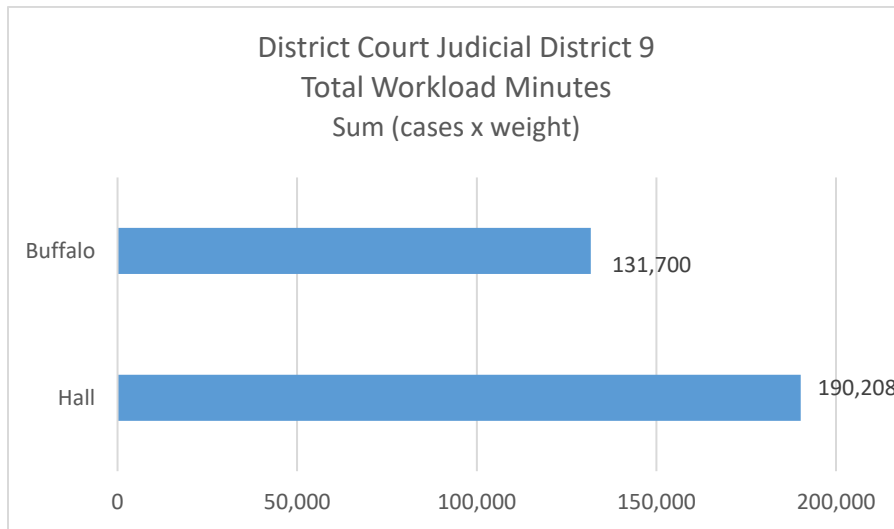
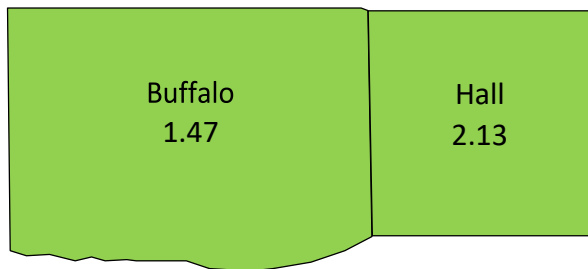
9th Judicial District – District Court

District court need for judges: 3.60
 Current number of judges: 4
 Workload per judge: 0.90

Predicted judicial resources need by county

Judges Serving the 9th District

Butler
Lee
Marsh
Ramsey (Carson)



Weighted Caseload Report

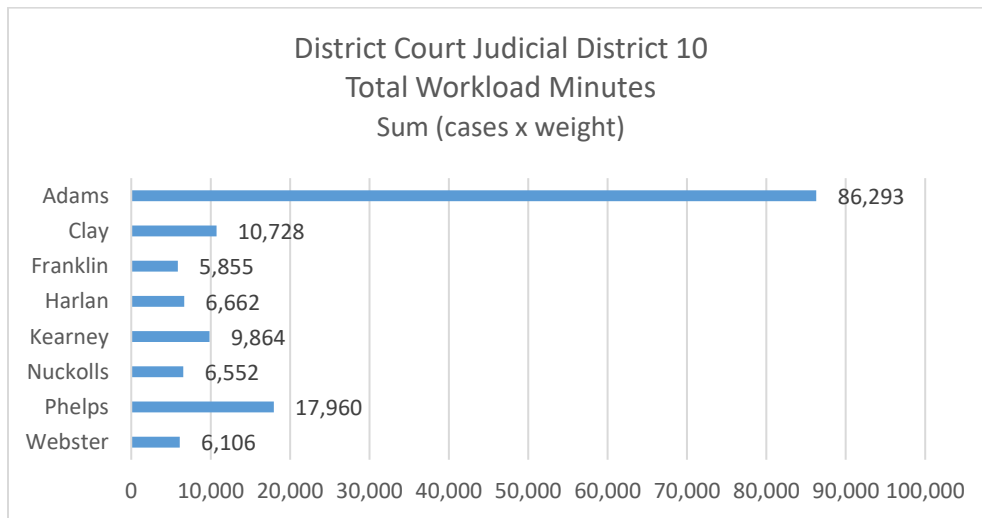
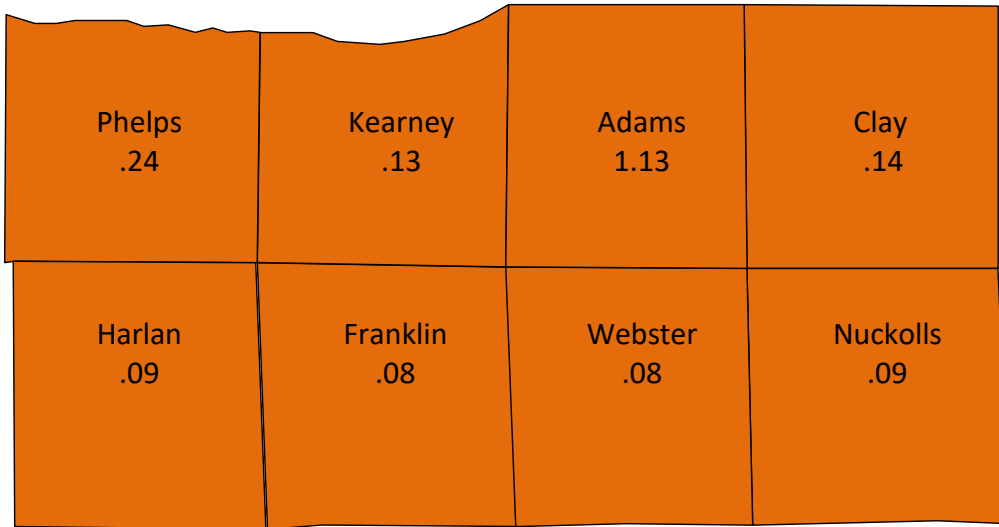
10th Judicial District – District Court

District court need for judges: 1.98
 Current number of judges: 2
 Workload per judge: 0.99

Predicted judicial resources need by county

Judges Serving the 10th District

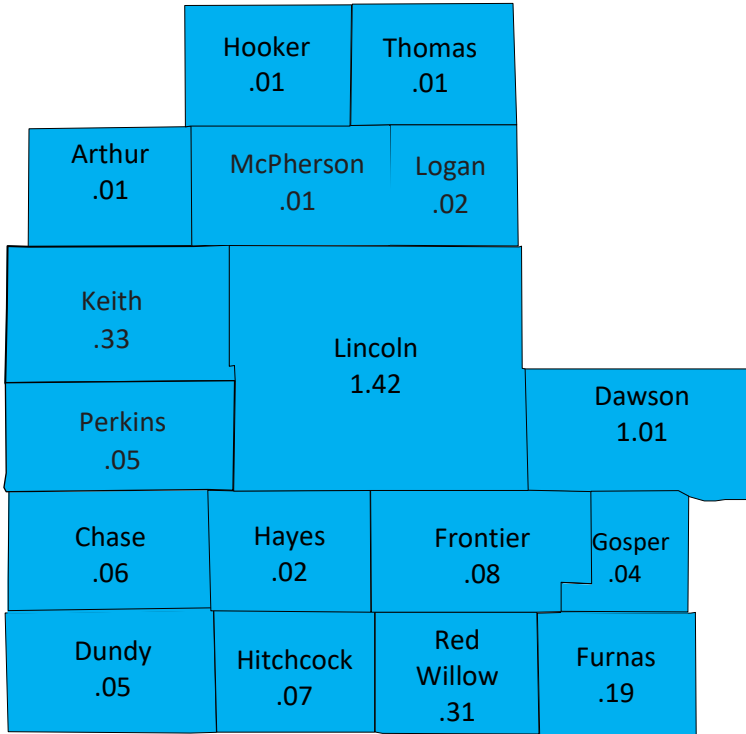
Farquhar
Hoeft



Weighted Caseload Report

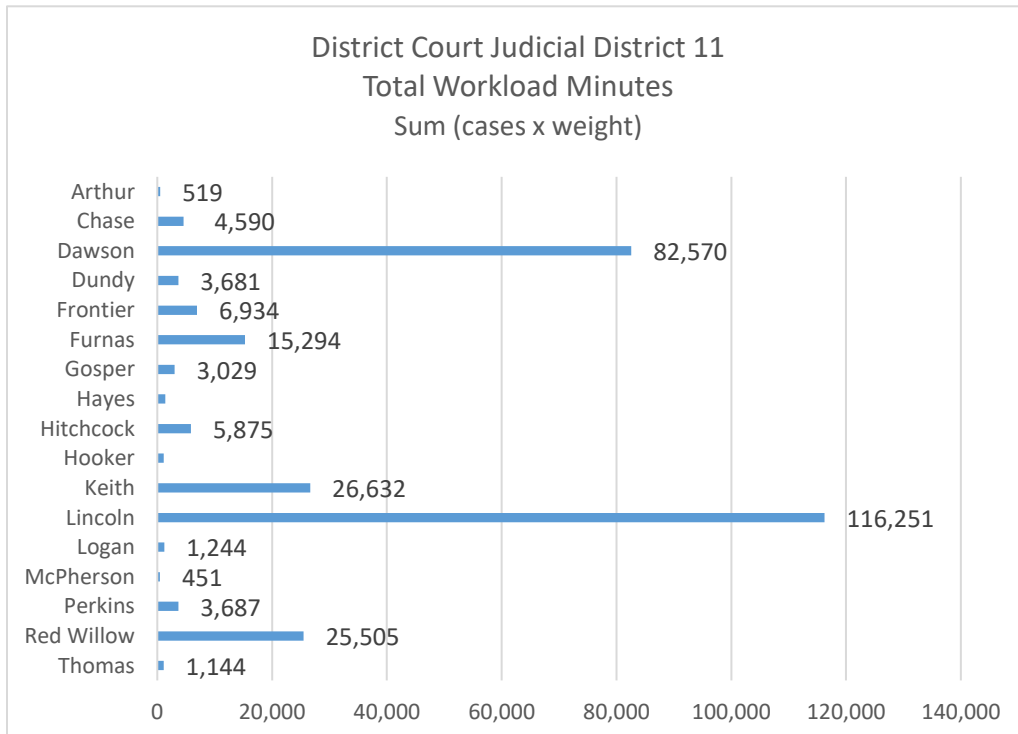
11th Judicial District – District Court

District court need for judges: 3.69
 Current number of judges: 4
 Workload per judge: 0.92
 Predicted judicial resources need by county



Judges Serving the 11th District

Heng
Vacant (Neher)
Piccolo
Volkmer



Weighted Caseload Report

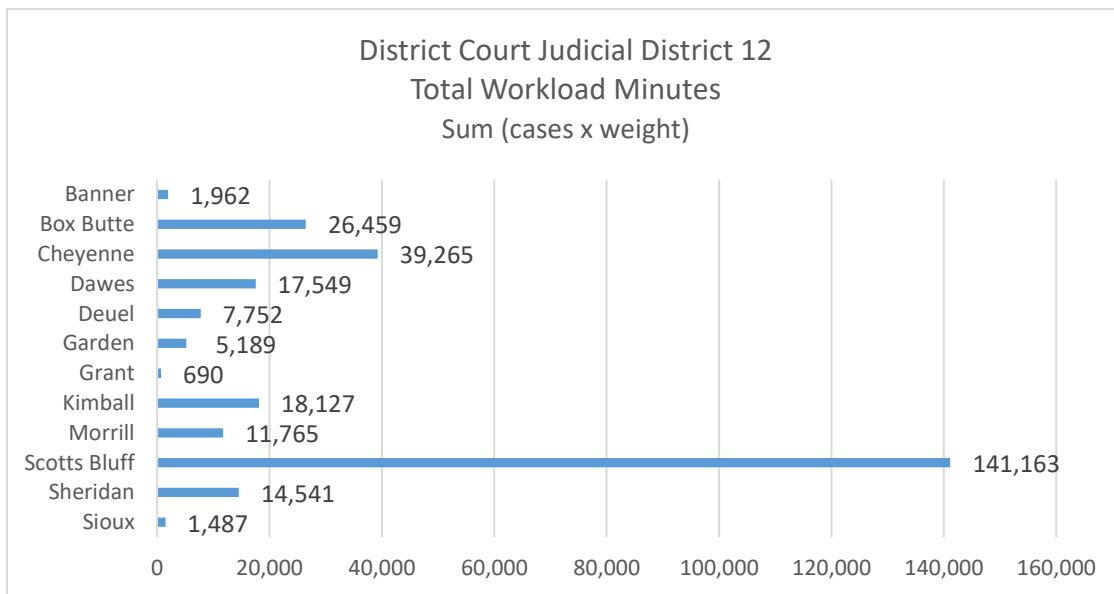
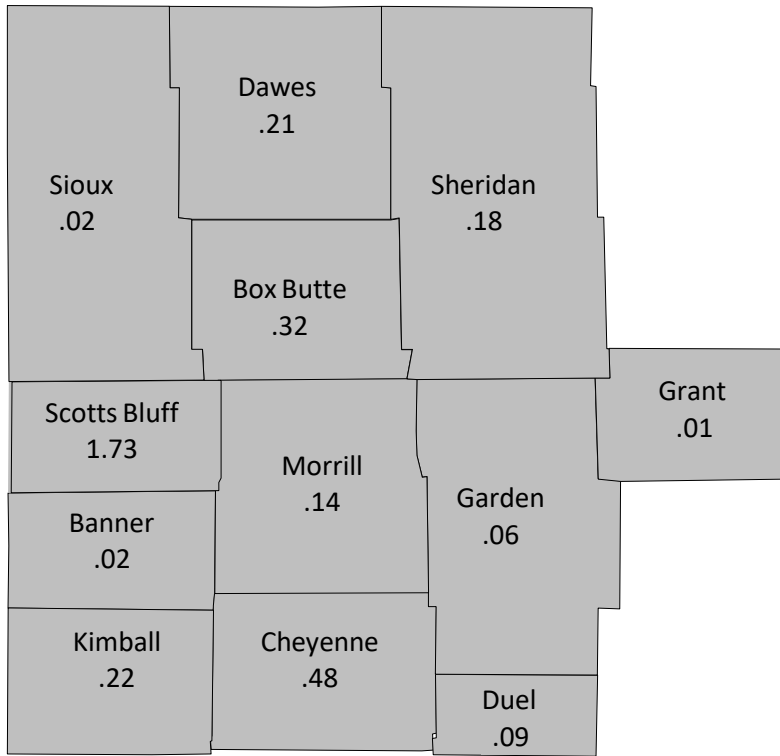
12th Judicial District – District Court

District court need for judges: 3.48
 Current number of judges: 4
 Workload per judge: 0.87

Predicted judicial resources need by county

Judges Serving the 12th District

Dobrovlny
Miller
O’Gorman
Weimer



Weighted Caseload Report

Court Case Type Categories and Weights – Appendix

District Court Case Types	Case Weight* (minutes)
Problem Solving Court Cases	683
Protection Orders	32
Civil	219
Class I Felony	367
Other Criminal	149
Domestic Relations	97
Appeals	343
Administrative Appeals	540
County Court Case Types	Case Weight* (minutes)
Protection Orders	32
Felony	26
Misdemeanor	23
District Court: Adult Problem-Solving Court	683
Traffic	1
Civil	8
Probate	61
Guardianship/Conservatorship	133
Small Claims	30
Adoption	92
Domestic Relations	97
Juvenile: 3A Children	487
Juvenile: Delinquency	100
Juvenile: Status Offender 3B	37
Juvenile: Mentally Ill and Dangerous 3C	265
Juvenile: Bridge to Independence (B21)	58
Juvenile: Interstate Compact Hearings/Filings	2
Juvenile: Problem-Solving Court Cases	654
Separate Juvenile Court Case Types	Case Weight* (minutes)
Adoption	49
Domestic Relations	26
Juvenile: 3A Children	487
Delinquency	136
Status Offender 3B	54
Mentally Ill and Dangerous 3C	265
Bridge to Independence B21	36
Interstate Compact Hearing/Filings	2
Problem Solving Court Cases	654



Research and Data

Operations Division

Administrative Office of the Courts & Probation

Chief Standing Bear Justice Administration Building

521 S. 14th Street Suite 300 | Lincoln, NE 68508

T 531.739.8100 | F 402.471.2197